

## 1.3 Exercises

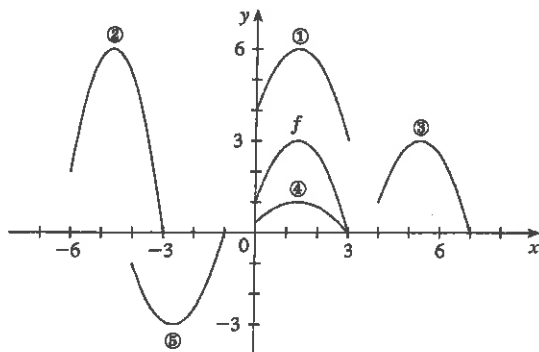
1. Suppose the graph of  $f$  is given. Write equations for the graphs that are obtained from the graph of  $f$  as follows.
- (a) Shift 3 units upward. (b) Shift 3 units downward.  
 (c) Shift 3 units to the right. (d) Shift 3 units to the left.  
 (e) Reflect about the  $x$ -axis. (f) Reflect about the  $y$ -axis.  
 (g) Stretch vertically by a factor of 3.  
 (h) Shrink vertically by a factor of 3.

2. Explain how each graph is obtained from the graph of  $y = f(x)$ .

(a)  $y = f(x) + 8$  (b)  $y = f(x + 8)$   
 (c)  $y = 8f(x)$  (d)  $y = f(8x)$   
 (e)  $y = -f(x) - 1$  (f)  $y = 8f(\frac{1}{8}x)$

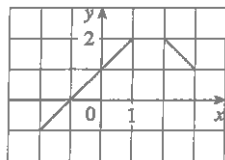
3. The graph of  $y = f(x)$  is given. Match each equation with its graph and give reasons for your choices.

(a)  $y = f(x - 4)$  (b)  $y = f(x) + 3$   
 (c)  $y = \frac{1}{3}f(x)$  (d)  $y = -f(x + 4)$   
 (e)  $y = 2f(x + 6)$



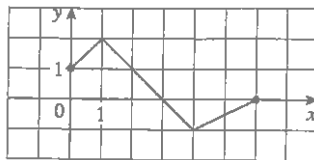
4. The graph of  $f$  is given. Draw the graphs of the following functions.

(a)  $y = f(x) - 2$  (b)  $y = f(x - 2)$   
 (c)  $y = -2f(x)$  (d)  $y = f(\frac{1}{3}x) + 1$



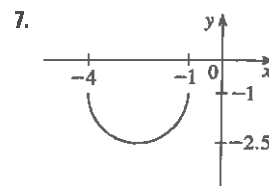
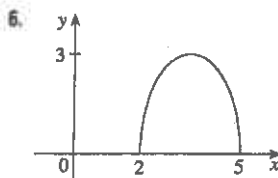
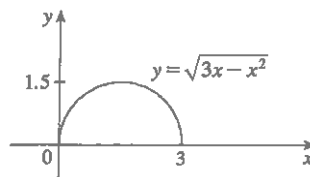
5. The graph of  $f$  is given. Use it to graph the following functions.

(a)  $y = f(2x)$  (b)  $y = f(\frac{1}{2}x)$   
 (c)  $y = f(-x)$  (d)  $y = -f(-x)$



1. Homework Hints available at [stewartcalculus.com](http://stewartcalculus.com)

- 6–7 The graph of  $y = \sqrt{3x - x^2}$  is given. Use transformations to create a function whose graph is as shown.



8. (a) How is the graph of  $y = 2 \sin x$  related to the graph of  $y = \sin x$ ? Use your answer and Figure 6 to sketch the graph of  $y = 2 \sin x$ .

- (b) How is the graph of  $y = 1 + \sqrt{x}$  related to the graph of  $y = \sqrt{x}$ ? Use your answer and Figure 4(a) to sketch the graph of  $y = 1 + \sqrt{x}$ .

- 9–24 Graph the function by hand, not by plotting points, but by starting with the graph of one of the standard functions given in Section 1.2, and then applying the appropriate transformations.

9.  $y = \frac{1}{x + 2}$

10.  $y = (x - 1)^3$

11.  $y = -\sqrt[3]{x}$

12.  $y = x^2 + 6x + 4$

13.  $y = \sqrt{x - 2} - 1$

14.  $y = 4 \sin 3x$

15.  $y = \sin(\frac{1}{2}x)$

16.  $y = \frac{2}{x} - 2$

17.  $y = \frac{1}{2}(1 - \cos x)$

18.  $y = 1 - 2\sqrt{x + 3}$

19.  $y = 1 - 2x - x^2$

20.  $y = |x| - 2$

21.  $y = |x - 2|$

22.  $y = \frac{1}{4} \tan\left(x - \frac{\pi}{4}\right)$

23.  $y = |\sqrt{x} - 1|$

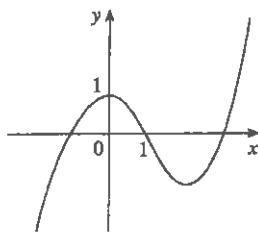
24.  $y = |\cos \pi x|$

25. The city of New Delhi, India, is located near latitude  $30^\circ\text{N}$ . Use Figure 9 to find a function that models the number of hours of daylight at New Delhi as a function of the time of year. To check the accuracy of your model, use the fact that on March 31 the sun rises at 6:13 AM and sets at 6:39 PM in New Delhi.

26. A variable star is one whose brightness alternately increases and decreases. For the most visible variable star, Delta Cephei, the time between periods of maximum brightness is 5.4 days, the average brightness (or magnitude) of the star is 4.0, and its brightness varies by  $\pm 0.35$  magnitude. Find a function that models the brightness of Delta Cephei as a function of time.

27. (a) How is the graph of  $y = f(|x|)$  related to the graph of  $f$ ?  
 (b) Sketch the graph of  $y = \sin |x|$ .  
 (c) Sketch the graph of  $y = \sqrt{|x|}$ .

28. Use the given graph of  $f$  to sketch the graph of  $y = 1/f(x)$ . Which features of  $f$  are the most important in sketching  $y = 1/f(x)$ ? Explain how they are used.



29–30 Find (a)  $f + g$ , (b)  $f - g$ , (c)  $fg$ , and (d)  $f/g$  and state their domains.

29.  $f(x) = x^3 + 2x^2$ ,  $g(x) = 3x^2 - 1$

30.  $f(x) = \sqrt{3-x}$ ,  $g(x) = \sqrt{x^2-1}$

31–36 Find the functions (a)  $f \circ g$ , (b)  $g \circ f$ , (c)  $f \circ f$ , and (d)  $g \circ g$  and their domains.

31.  $f(x) = x^2 - 1$ ,  $g(x) = 2x + 1$

32.  $f(x) = x - 2$ ,  $g(x) = x^2 + 3x + 4$

33.  $f(x) = 1 - 3x$ ,  $g(x) = \cos x$

34.  $f(x) = \sqrt{x}$ ,  $g(x) = \sqrt[3]{1-x}$

35.  $f(x) = x + \frac{1}{x}$ ,  $g(x) = \frac{x+1}{x+2}$

36.  $f(x) = \frac{x}{1+x}$ ,  $g(x) = \sin 2x$

37–40 Find  $f \circ g \circ h$ .

37.  $f(x) = 3x - 2$ ,  $g(x) = \sin x$ ,  $h(x) = x^2$

38.  $f(x) = |x - 4|$ ,  $g(x) = 2^x$ ,  $h(x) = \sqrt{x}$

39.  $f(x) = \sqrt{x-3}$ ,  $g(x) = x^2$ ,  $h(x) = x^3 + 2$

40.  $f(x) = \tan x$ ,  $g(x) = \frac{x}{x-1}$ ,  $h(x) = \sqrt[3]{x}$

41–46 Express the function in the form  $f \circ g$ .

41.  $F(x) = (2x + x^2)^4$

42.  $F(x) = \cos^2 x$

43.  $F(x) = \frac{\sqrt[3]{x}}{1 + \sqrt[3]{x}}$

44.  $G(x) = \sqrt[3]{\frac{x}{1+x}}$

45.  $v(t) = \sec(t^2) \tan(t^2)$

46.  $u(t) = \frac{\tan t}{1 + \tan t}$

47–49 Express the function in the form  $f \circ g \circ h$ .

47.  $R(x) = \sqrt{\sqrt{x} - 1}$

48.  $H(x) = \sqrt[3]{2 + |x|}$

49.  $H(x) = \sec^4(\sqrt{x})$

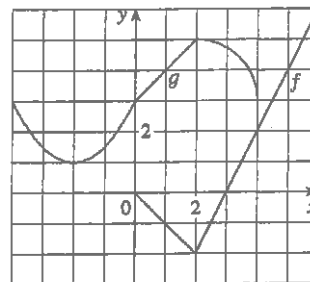
50. Use the table to evaluate each expression.

- (a)  $f(g(1))$       (b)  $g(f(1))$       (c)  $f(f(1))$   
 (d)  $g(g(1))$       (e)  $(g \circ f)(3)$       (f)  $(f \circ g)(6)$

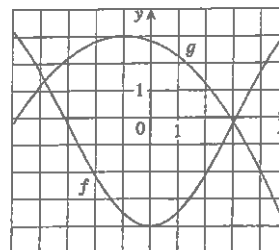
$x$	1	2	3	4	5	6
$f(x)$	3	1	4	2	2	5
$g(x)$	6	3	2	1	2	3

51. Use the given graphs of  $f$  and  $g$  to evaluate each expression, or explain why it is undefined.

- (a)  $f(g(2))$       (b)  $g(f(0))$       (c)  $(f \circ g)(0)$   
 (d)  $(g \circ f)(6)$       (e)  $(g \circ g)(-2)$       (f)  $(f \circ f)(4)$



52. Use the given graphs of  $f$  and  $g$  to estimate the value of  $f(g(x))$  for  $x = -5, -4, -3, \dots, 5$ . Use these estimates to sketch a rough graph of  $f \circ g$ .



53. A stone is dropped into a lake, creating a circular ripple that travels outward at a speed of 60 cm/s.
- Express the radius  $r$  of this circle as a function of the time  $t$  (in seconds).
  - If  $A$  is the area of this circle as a function of the radius, find  $A \circ r$  and interpret it.
54. A spherical balloon is being inflated and the radius of the balloon is increasing at a rate of 2 cm/s.
- Express the radius  $r$  of the balloon as a function of the time  $t$  (in seconds).
  - If  $V$  is the volume of the balloon as a function of the radius, find  $V \circ r$  and interpret it.
55. A ship is moving at a speed of 30 km/h parallel to a straight shoreline. The ship is 6 km from shore and it passes a lighthouse at noon.
- Express the distance  $s$  between the lighthouse and the ship as a function of  $d$ , the distance the ship has traveled since noon; that is, find  $f$  so that  $s = f(d)$ .
  - Express  $d$  as a function of  $t$ , the time elapsed since noon; that is, find  $g$  so that  $d = g(t)$ .
  - Find  $f \circ g$ . What does this function represent?
56. An airplane is flying at a speed of 350 km/h at an altitude of 1 km and passes directly over a radar station at time  $t = 0$ .
- Express the horizontal distance  $d$  (in kilometers) that the plane has flown as a function of  $t$ .
  - Express the distance  $s$  between the plane and the radar station as a function of  $d$ .
  - Use composition to express  $s$  as a function of  $t$ .
57. The Heaviside function  $H$  is defined by
- $$H(t) = \begin{cases} 0 & \text{if } t < 0 \\ 1 & \text{if } t \geq 0 \end{cases}$$
- It is used in the study of electric circuits to represent the sudden surge of electric current, or voltage, when a switch is instantaneously turned on.
- Sketch the graph of the Heaviside function.
  - Sketch the graph of the voltage  $V(t)$  in a circuit if the switch is turned on at time  $t = 0$  and 120 volts are applied instantaneously to the circuit. Write a formula for  $V(t)$  in terms of  $H(t)$ .
- Sketch the graph of the voltage  $V(t)$  in a circuit if the switch is turned on at time  $t = 5$  seconds and 240 volts are applied instantaneously to the circuit. Write a formula for  $V(t)$  in terms of  $H(t)$ . (Note that starting at  $t = 5$  corresponds to a translation.)
58. The Heaviside function defined in Exercise 57 can also be used to define the **ramp function**  $y = ctH(t)$ , which represents a gradual increase in voltage or current in a circuit.
- Sketch the graph of the ramp function  $y = tH(t)$ .
  - Sketch the graph of the voltage  $V(t)$  in a circuit if the switch is turned on at time  $t = 0$  and the voltage is gradually increased to 120 volts over a 60-second time interval. Write a formula for  $V(t)$  in terms of  $H(t)$  for  $t \leq 60$ .
  - Sketch the graph of the voltage  $V(t)$  in a circuit if the switch is turned on at time  $t = 7$  seconds and the voltage is gradually increased to 100 volts over a period of 25 seconds. Write a formula for  $V(t)$  in terms of  $H(t)$  for  $t \leq 32$ .
59. Let  $f$  and  $g$  be linear functions with equations  $f(x) = m_1x + b_1$  and  $g(x) = m_2x + b_2$ . Is  $f \circ g$  also a linear function? If so, what is the slope of its graph?
60. If you invest  $x$  dollars at 4% interest compounded annually, then the amount  $A(x)$  of the investment after one year is  $A(x) = 1.04x$ . Find  $A \circ A$ ,  $A \circ A \circ A$ , and  $A \circ A \circ A \circ A$ . What do these compositions represent? Find a formula for the composition of  $n$  copies of  $A$ .
61. (a) If  $g(x) = 2x + 1$  and  $h(x) = 4x^2 + 4x + 7$ , find a function  $f$  such that  $f \circ g = h$ . (Think about what operations you would have to perform on the formula for  $g$  to end up with the formula for  $h$ .)  
 (b) If  $f(x) = 3x + 5$  and  $h(x) = 3x^2 + 3x + 2$ , find a function  $g$  such that  $f \circ g = h$ .
62. If  $f(x) = x + 4$  and  $h(x) = 4x - 1$ , find a function  $g$  such that  $g \circ f = h$ .
63. Suppose  $g$  is an even function and let  $h = f \circ g$ . Is  $h$  always an even function?
64. Suppose  $g$  is an odd function and let  $h = f \circ g$ . Is  $h$  always an odd function? What if  $f$  is odd? What if  $f$  is even?

## 1.4 Graphing Calculators and Computers

In this section we assume that you have access to a graphing calculator or a computer with graphing software. We will see that the use of such a device enables us to graph more complicated functions and to solve more complex problems than would otherwise be possible. We also point out some of the pitfalls that can occur with these machines.

Graphing calculators and computers can give very accurate graphs of functions. But we will see in Chapter 4 that only through the use of calculus can we be sure that we have uncovered all the interesting aspects of a graph.

A graphing calculator or computer displays a rectangular portion of the graph of a function in a **display window** or **viewing screen**, which we refer to as a **viewing rectangle**. The default screen often gives an incomplete or misleading picture, so it is important to